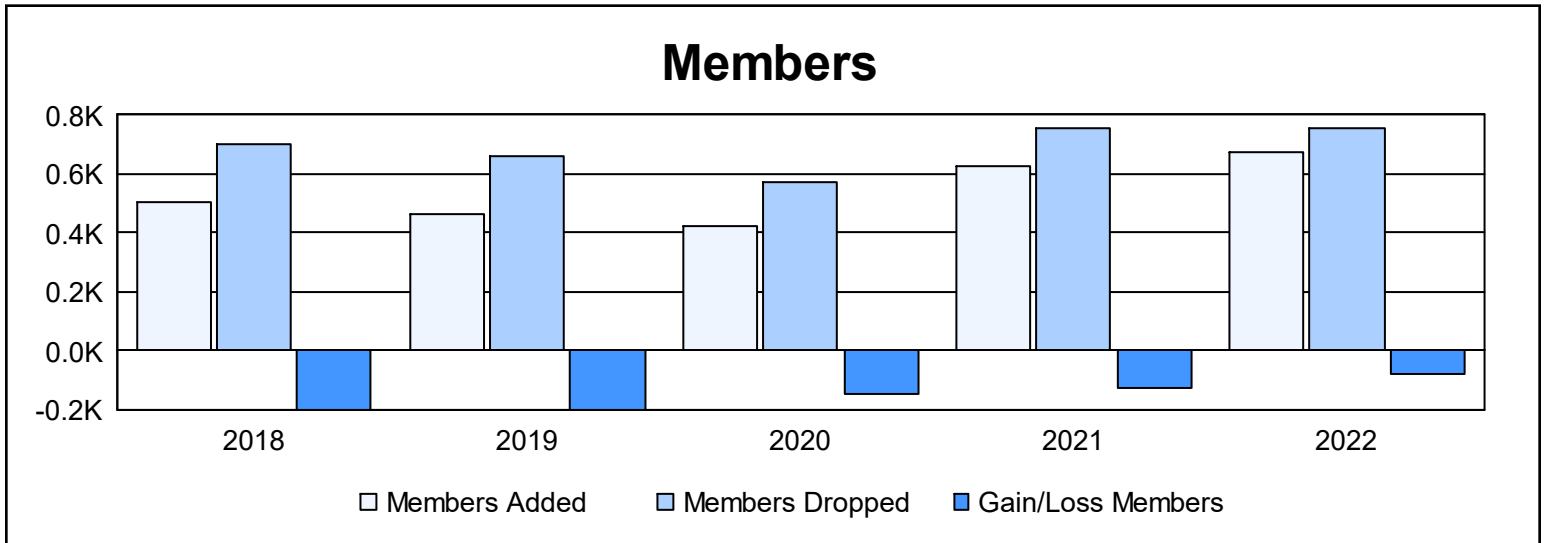
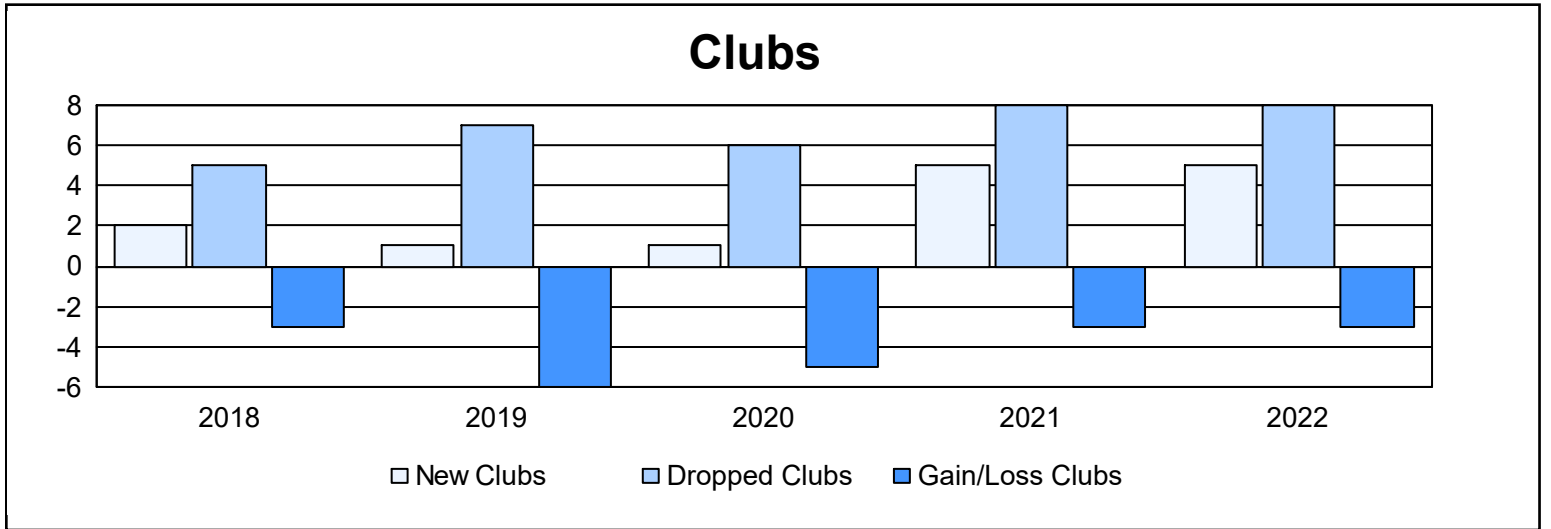
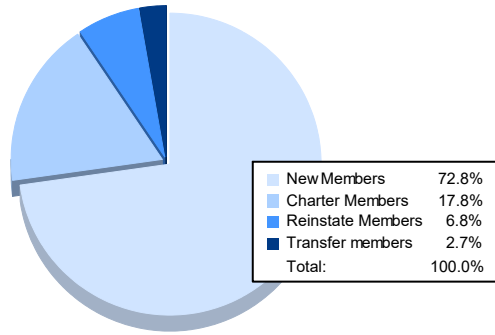


| Year           | New Clubs | Dropped Clubs | Gain/ Loss Clubs | New Members | Charter Members | Reinstate Members | Transfer Members | Total Member Added | Total Members Dropped | Gain/ Loss Members |
|----------------|-----------|---------------|------------------|-------------|-----------------|-------------------|------------------|--------------------|-----------------------|--------------------|
| 2017-2018      | 2         | 5             | -3               | 410         | 52              | 25                | 19               | 506                | 704                   | -198               |
| 2018-2019      | 1         | 7             | -6               | 383         | 32              | 16                | 30               | 461                | 659                   | -198               |
| 2019-2020      | 1         | 6             | -5               | 355         | 25              | 20                | 26               | 426                | 573                   | -147               |
| 2020-2021      | 5         | 8             | -3               | 440         | 134             | 44                | 12               | 630                | 754                   | -124               |
| 2021-2022      | 5         | 8             | -3               | 492         | 120             | 46                | 18               | 676                | 753                   | -77                |
| <b>Average</b> | <b>3</b>  | <b>7</b>      | <b>-4</b>        | <b>416</b>  | <b>73</b>       | <b>30</b>         | <b>21</b>        | <b>540</b>         | <b>689</b>            | <b>-149</b>        |



### Membership Composition June 2022 Cumulative



### Gender Composition June 2022 Cumulative

